



Approved for public release, distribution unlimited.

Disclaimer: The views expressed in this document are those of the author(s) and do not necessarily reflect the official policy of the Department of Defense, Department of the Army, U.S. Army Medical Department or the U.S. Government.



# OVERALL QUARTERLY SUMMARY FOR FY22Q1

---

*Note: Although there are currently 35 Army Wellness Centers (AWCs) in operation, this report includes only AWCs that have been operational for at least 2 full fiscal quarters.*

## Utilization

- **19,642** unique clients served by 33 AWCs.
- **36,509** visits to 33 AWCs.
- Overall ratio of **1.9** visits per unique client.
- Overall ratio of **1.8** services per visit.
- The overall utilization achieved for fully implemented AWCs was **87%**.
  - *Target (100% utilization) = 8.5 visits per Health Educator per day for fully implemented AWCs (operational for ≥ 1 year).*
  - *The measure of staff efficiency for fully implemented AWCs changed in FY21Q4 (8.5 visits per day) from previous quarters, where Health Educators were expected to see 10.5 visits per day. This revised formula will be used to measure staff efficiency for AWC Health Educators at fully implemented AWCs for the foreseeable future.*

## Utilization by Active Duty (AD) Soldiers Meeting Army Physical Fitness Test (APFT) 2-mile Run Time Criteria for Musculoskeletal (MSK) Injury Risk

- **53%** of AD Soldiers who visited the AWC for the first time during this reporting period met the criteria for MSK injury risk based on 2-mile run time.

## Client Satisfaction Ratings

- Overall client satisfaction was high (**98%**).

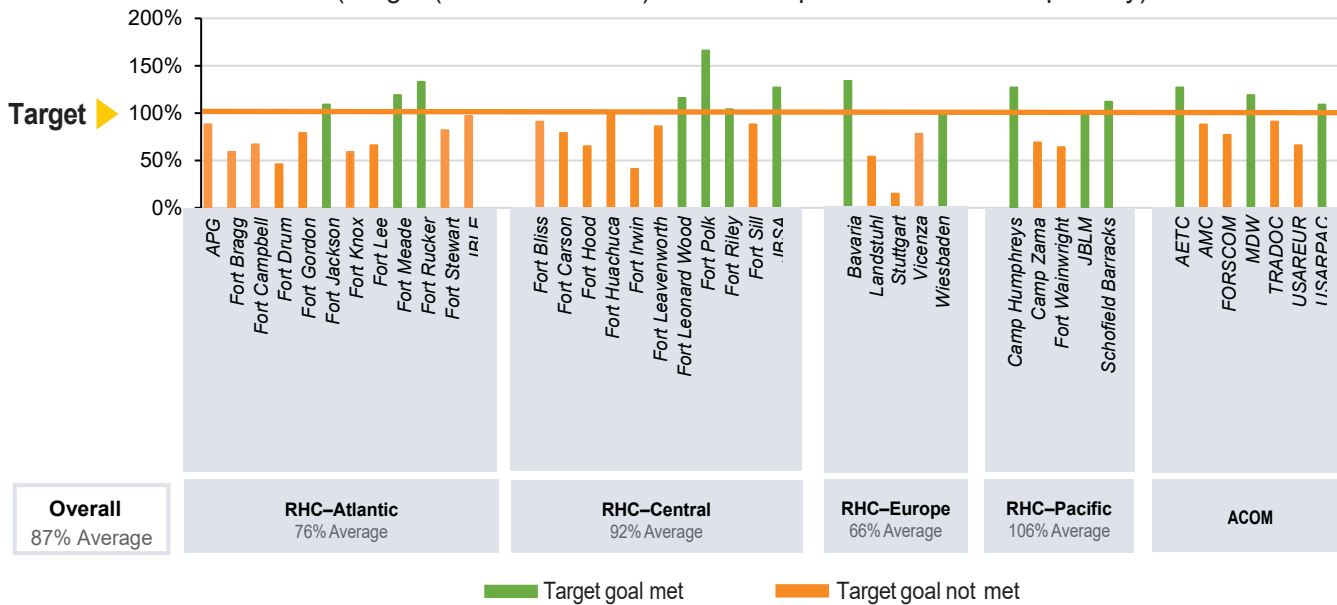
## Demographics

- Majority of clients were male (**68%**), AD (**82%**), and most were between the ages of 18 and 25 (**40%**), or 26 and 35 (**36%**).

**NOTE:** The AWCs continue to experience significant shifts in service delivery because of the Coronavirus 2019 (COVID-19) pandemic. This Quarterly Program Monitoring Report (QPMR) summarizes the FY22Q1 data, and demonstrates the AWCs' continued flexibility to adjust services, resume operations during the pandemic, and improve AWC utilization.

### Utilization Achieved for Fully Implemented AWCs (open for ≥ 1 year)

(Target (100% Utilization) = 8.5 visits per health educator per day)

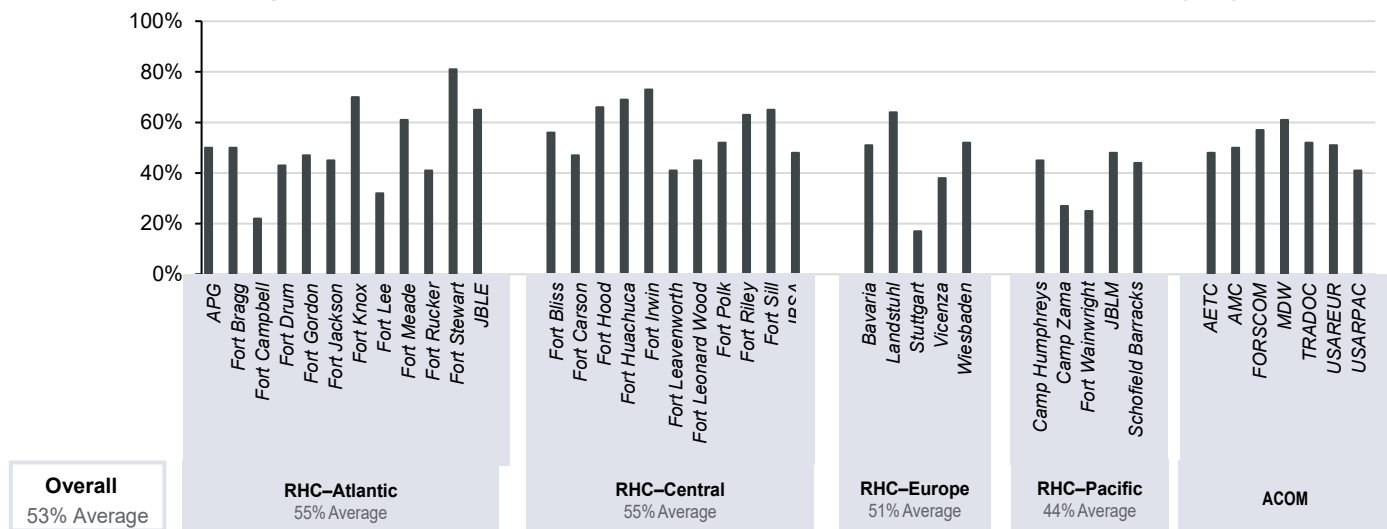


Data source: Army Wellness Center Health and Wellness Tracker – January 2022 export.

Data not available for Fort Benning and Fort Belvoir.

The AWC facilities with utilization over 100% have exceeded the target for the number of clients seen per Health Educator per day. Utilization over 100% during and after FY21Q4 may be driven by the revised formula where the number of visits per Health Educator per day changed from 10.5 visits to 8.5 visits.

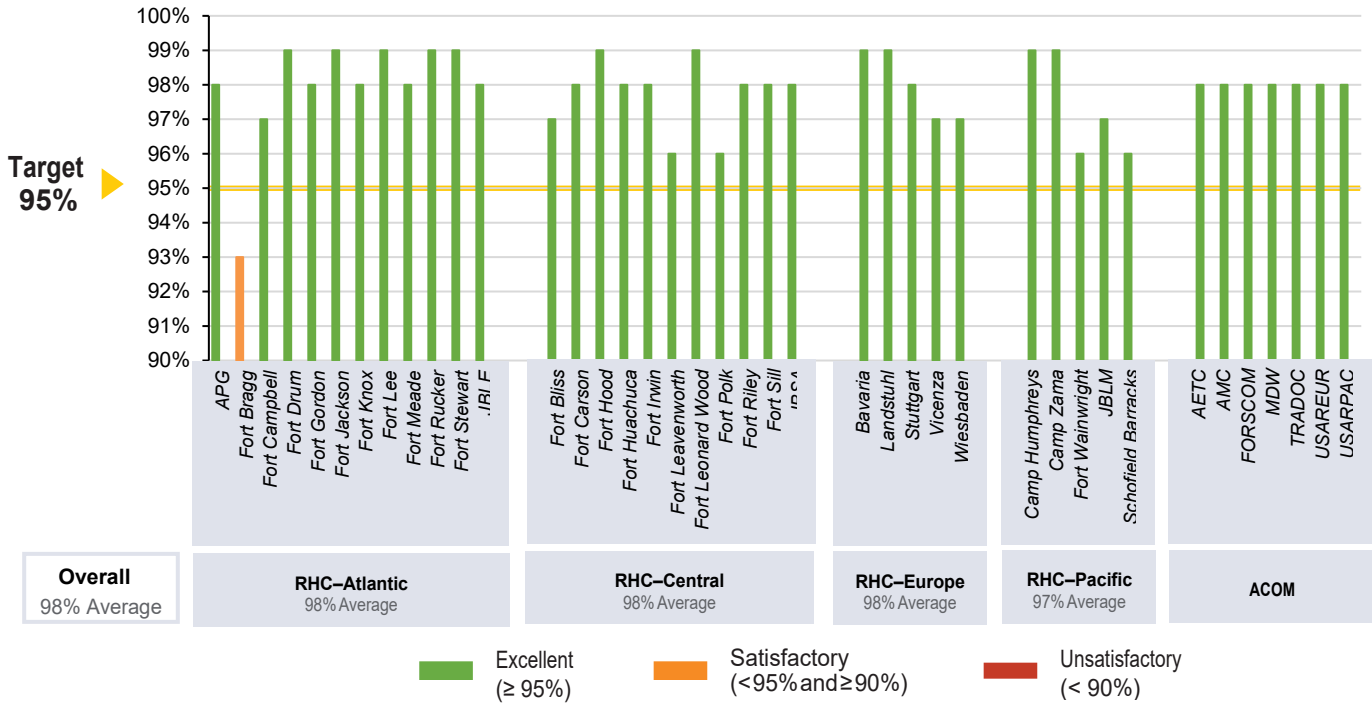
### Percentage of Total AD Soldiers who Visited the AWC for the First Time during the Reporting Period and Met APFT 2-mile Run Time Criteria for MSK Injury Risk



Data source: Army Wellness Center Health and Wellness Tracker – January 2022 export.

Data not available for Fort Benning, and Fort Belvoir.

### Client Satisfaction Ratings (%)



Data source: Army Wellness Center Health and Wellness Tracker – January 2022 export.  
Data not available for Fort Benning and Fort Belvoir.